



ग्रामीण गृहनिर्माण

दैनिक प्रगती अहवाल :

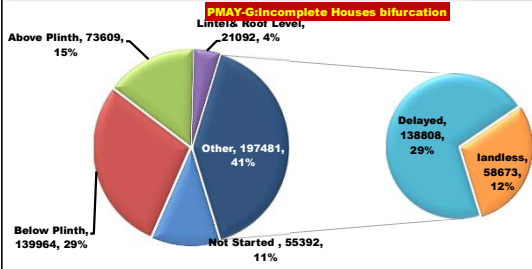
०१.०८.२०२३

प्रधानमंत्री आवास योजना ग्रामीण – मंजूरी, पूर्ण घरकुले, हप्ते वितरण, भूमिहीन, आर्थिकदृष्ट्या अपुर्ण
राज्य पुरस्कृत ग्रामीण आवास योजना – मंजूरी, पूर्ण घरकुले, हप्ते वितरण, आर्थिकदृष्ट्या अपुर्ण

योजना	एकूण मंजूरी	दैनिक मंजूरी	एकूण पूर्ण	दैनिक पूर्ण घरकुले	दैनिक पहिला हप्ता वितरीत	दैनिक दुसरा हप्ता वितरीत	दैनिक तिसरा हप्ता वितरीत
प्रधानमंत्री आवास योजना ग्रामीण	१३९५९४२	०	११०५८८५	१५८५	०	०	०
राज्य योजना	५९९०३३	३६२	४३०८९३	५३७	५१२	३२३	३२०
एकूण	१९९४९७५	३६२	१५३६७७८	२१२२	५१२	३२३	३२०

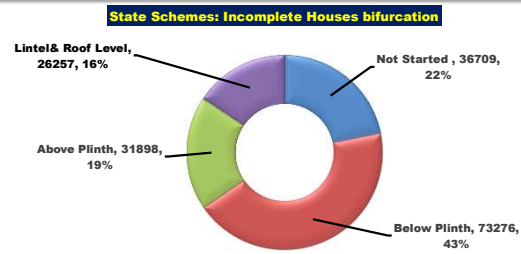
PMAY-G Completion Progress Bar

79.2%



State Schemes Progress Bar

71.9%



220676

184216

163052

138808

78951

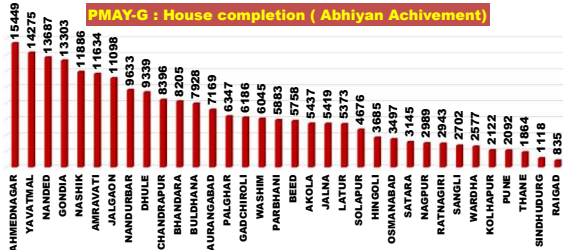
127807

48553

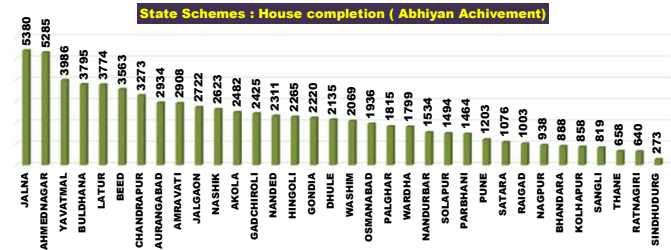
25849

पहिला हप्ता मिळाल्यानंतर ३ महिने उलटूनही अपुर्ण घरकुले
 पहिला हप्ता मिळाल्यानंतर ६ महिने उलटूनही अपुर्ण घरकुले
 पहिला हप्ता मिळाल्यानंतर ९ महिने उलटूनही अपुर्ण घरकुले
 पहिला हप्ता मिळाल्यानंतर १२ महिने उलटूनही अपुर्ण घरकुले
 पहिला हप्ता मिळाल्यानंतर १८ महिने उलटूनही अपुर्ण घरकुले
 पहिला हप्ता मिळाल्यानंतर १० दिवसानंतरही दुसरा हप्ता न मिळालेली घरकुले
 दुसरा हप्ता मिळाल्यानंतर १० दिवसानंतरही तिसरा हप्ता न मिळालेली घरकुले
 तिसरा हप्ता मिळाल्यानंतर १० दिवसानंतरही अपुर्ण घरांची संख्या

PMAY-G : House completion (Abhiyan Achievement)



State Schemes : House completion (Abhiyan Achievement)

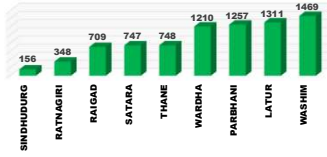


राज्य व्यवस्थापन कक्ष- ग्रामीण गृहनिर्माण

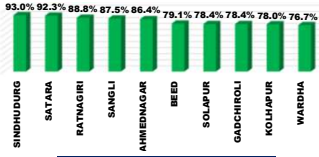
४ था मजला, दक्षिण कक्ष, सिडको भवन, सीबीडी बेलापूर, नवी मुंबई - ४०० ६१४.

Top and Bottom Ten Districts

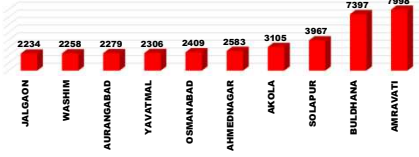
PMAY-G Delayed Houses TOP 10 Dist.



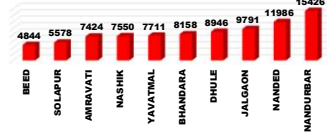
State Schemes Sanction TOP 10 Dist.



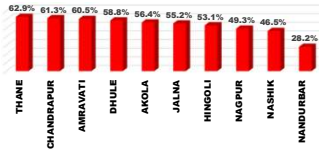
PMAY-G Remaining 1st Installments Bottom 10 Dist.



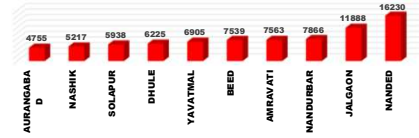
PMAY-G Delayed Houses Bottom 10 Dist.



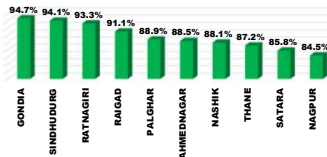
State Schemes Sanction Bottom 10 Dist.



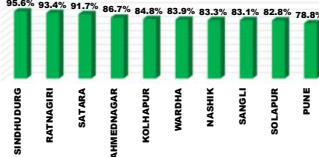
PMAY-G Remaining 2nd Installments Bottom 10 Dist.



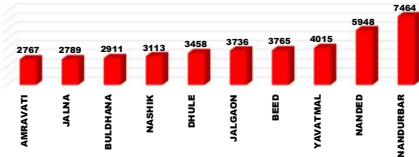
PMAY-G Completion TOP 10 Dist.



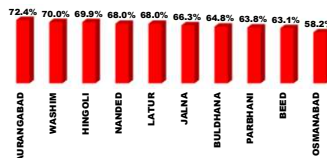
State Schemes Completion TOP 10 Dist.



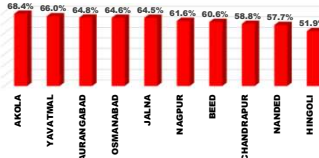
PMAY-G Remaining 3rd Installments Bottom 10 Dist.



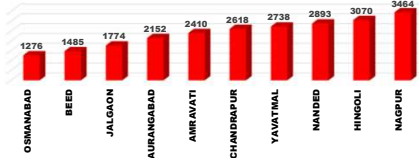
PMAY-G Completion Bottom 10 Dist.



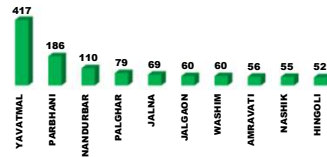
State Schemes Completion Bottom 10 Dist.



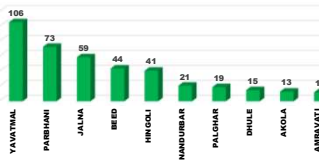
State Schemes Remaining 1st Installments Bottom 10 Dist.



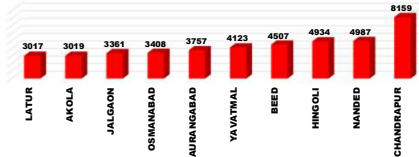
PMAY-G Daily Completion Top 10 Dist.



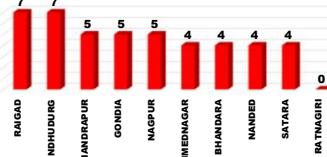
State Schemes Daily Completion Top 10 Dist.



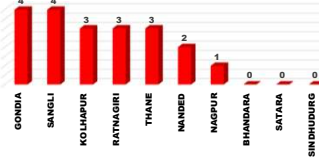
State Schemes Remaining 2nd Installments Bottom 10 Dist.



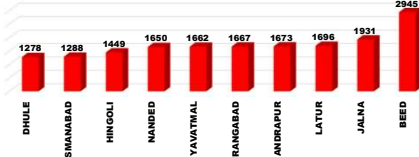
PMAY-G Daily Completion Bottom 10 Dist.



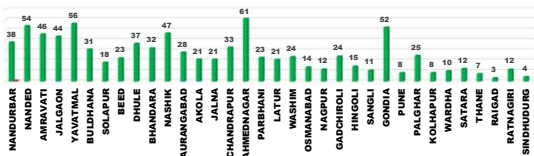
State Schemes Daily Completion Bottom 10 Dist.



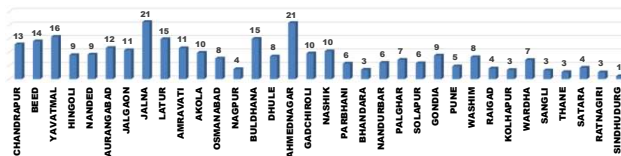
State Schemes Remaining 3rd Installments Bottom 10 Dist.



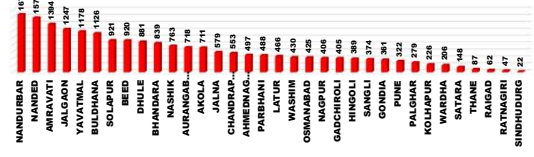
PMAY-G : Current Pace of Completion Per Day (Abhiyan)



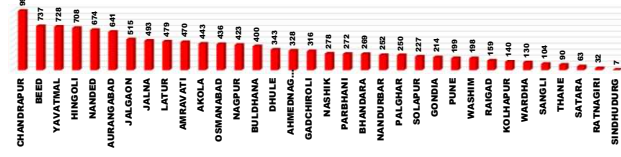
State Schemes : Current Pace of Completion Per Day (Abhiyan)



PMAY-G Required Pace of Completion Per Day



State Schemes Required Pace of Completion Per Day



प्रधानमंत्री आवास योजना ग्रामीण - मंजूरी (PWL+Awaas Plus)

Sr. No.	Division	Target (PWL+Awaas Plus)	31.07.2023	01.08.2023	Daily Achivement	Remaining
1	NASHIK DIV.	412031	411826	411776	0	255
2	AMRAVATI DIV.	270843	270205	270205	0	638
3	AURANGABAD DIV.	236376	235901	235897	0	479
4	NAGPUR DIV.	289063	288555	288551	0	512
5	KONKAN DIV.	69519	69475	69475	0	44
6	PUNE DIV.	120671	120082	120038	0	633
Total		1398503	1396044	1395942	0	2561

Sr. No.	District	Target (PWL+Awaas Plus)	31.07.2023	01.08.2023	Daily Achivement	Remaining
1	AKOLA	48600	48493	48493	0	107
2	AMRAVATI	93202	92773	92773	0	429
3	AURANGABAD	36366	36350	36350	0	16
4	BEED	35015	34863	34863	0	152
5	BULDHANA	44706	44706	44706	0	0
6	CHANDRAPUR	42523	42475	42475	0	48
7	DHULE	64664	64664	64664	0	0
8	GONDIA	95992	95931	95931	0	61
9	HINGOLI	18083	18083	18083	0	0
10	JALNA	24035	24035	24035	0	0
11	KOLHAPUR	17432	17353	17353	0	79
12	LATUR	20416	20368	20368	0	48
13	NAGPUR	36727	36559	36559	0	168
14	NANDED	69194	69077	69077	0	117
15	NANDURBAR	118812	118791	118791	0	21
16	NASHIK	89432	89354	89354	0	78
17	OSMANABAD	14323	14229	14229	0	94
18	PALGHAR	35188	35188	35188	0	0
19	RAIGAD	9821	9819	9819	0	2
20	RATNAGIRI	9805	9800	9800	0	5
21	SANGLI	21510	21410	21410	0	100
22	SATARA	14717	14588	14588	0	129
23	SINDHUDURG	5133	5096	5096	0	37
24	THANE	9572	9572	9572	0	0
25	WARDHA	18051	18002	18002	0	49
26	WASHIM	20102	20064	20064	0	38
27	YAVATMAL	64233	64169	64169	0	64
28	GADCHIROLI	31635	31621	31620	-1	15
29	BHANDARA	64135	63967	63964	-3	171
30	PARBHANI	18944	18896	18892	-4	52
31	PUNE	19230	19211	19203	-8	27
32	JALGAON	78561	78496	78480	-16	81
33	AHMEDNAGAR	60562	60521	60487	-34	75
34	SOLAPUR	47782	47520	47484	-36	298
Total		1398503	1396044	1395942	0	2561

Remaining Sanction RANK

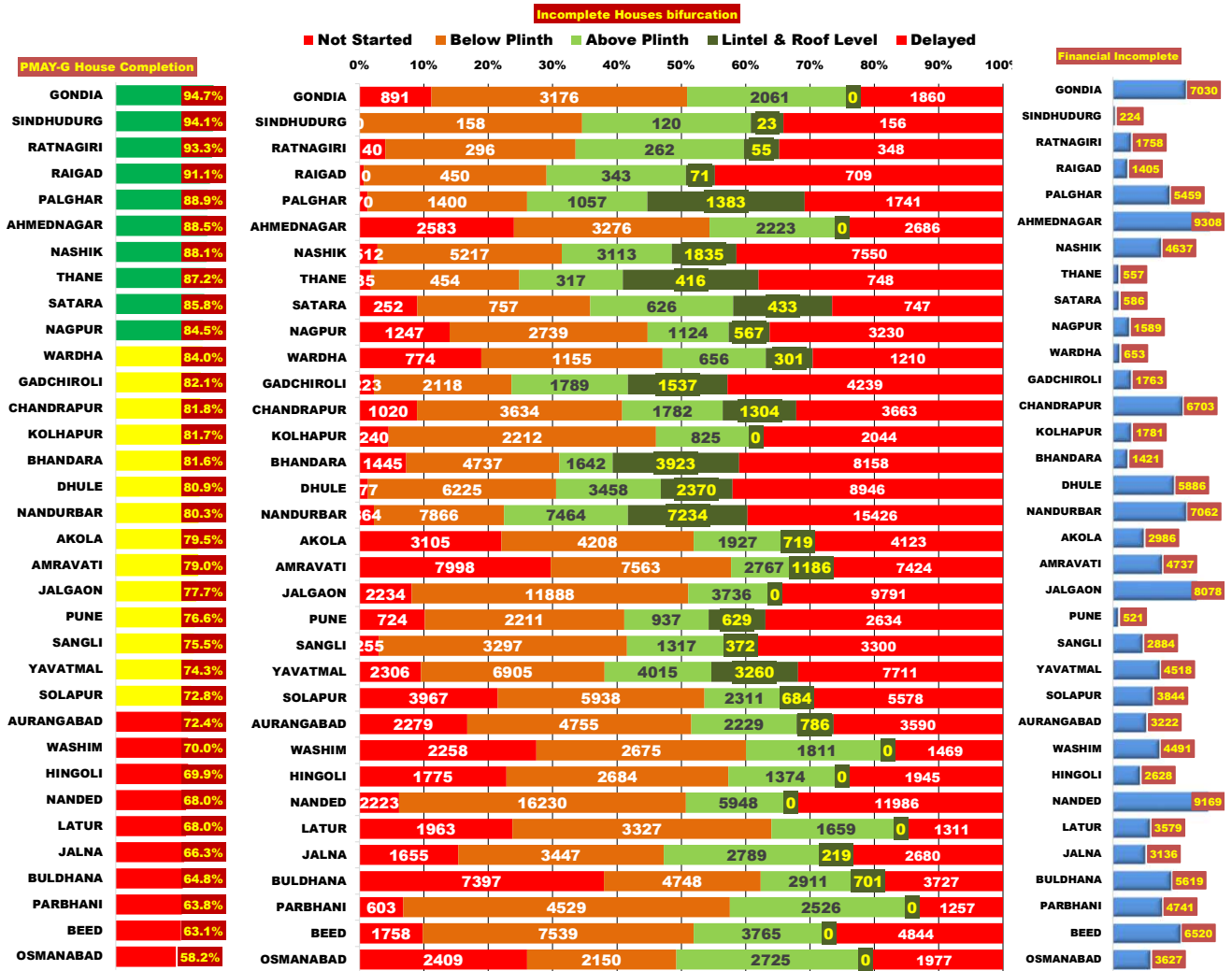
BULDHANA	0
DHULE	0
HINGOLI	0
JALNA	0
PALGHAR	0
THANE	0
RAIGAD	2
RATNAGIRI	5
GADCHIROLI	15
AURANGABAD	16
NANDURBAR	21
PUNE	27
SINDHUDURG	37
WASHIM	38
CHANDRAPUR	48
LATUR	48
WARDHA	49
PARBHANI	52
GONDIA	61
YAVATMAL	64
AHMEDNAGAR	75
NASHIK	78
KOLHAPUR	79
JALGAON	81
OSMANABAD	94
SANGLI	100
AKOLA	107
NANDED	117
SATARA	129
BEED	152
NAGPUR	168
BHANDARA	171
SOLAPUR	298
AMRAVATI	429

प्रधानमंत्री आवास योजना - ग्रामीण : भूमिहीन लाभार्थी अहवाल

Sr. No.	District	Google Sheet Report			AwaasSoft Report			
		Total Landless	Provided land	Remaining	Landless beneficiaries tagged in AwaasSoft	Landless beneficiaries provided land	Remaining Landless	Remaining Tag (provided land)
1	DHULE	18	18	0	18	18	0	0
2	GADCHIROLI	8	8	0	9	9	0	-1
3	GONDIA	2450	2450	0	2457	2329	128	121
4	KOLHAPUR	257	257	0	255	230	25	27
5	NANDURBAR	0	0	0	0	0	0	0
6	PALGHAR	11	11	0	11	11	0	0
7	RAIGAD	6	6	0	6	6	0	0
8	RATNAGIRI	23	23	0	23	23	0	0
9	SINDHUDURG	420	420	0	418	418	0	2
10	NANDED	354	322	32	382	263	119	59
11	THANE	112	80	32	118	60	58	20
12	BEED	212	125	87	364	66	298	59
13	SANGLI	369	210	159	355	142	213	68
14	SATARA	902	677	225	908	589	319	88
15	PARBHANI	307	63	244	307	54	253	9
16	NASHIK	1817	1474	343	1727	1162	565	312
17	PUNE	2069	1603	466	2071	867	1204	736
18	WARDHA	2372	1793	579	2478	1794	684	-1
19	CHANDRAPUR	2496	1903	593	2515	1615	900	288
20	HINGOLI	1713	796	917	1713	466	1247	330
21	JALNA	1359	406	953	1374	85	1289	321
22	NAGPUR	4655	3678	977	4661	3549	1112	129
23	LATUR	2195	1127	1068	2258	801	1457	326
24	BHANDARA	5073	3985	1088	5074	4091	983	-106
25	JALGAON	22533	21330	1203	22596	20909	1687	421
26	AURANGABAD	3266	1700	1566	3250	1807	1443	-107
27	WASHIM	3292	1662	1630	3322	1550	1772	112
28	OSMANABAD	2258	531	1727	2376	56	2320	475
29	YAVATMAL	3193	1455	1738	3382	1377	2005	78
30	AHMEDNAGAR	7588	5220	2368	7797	5076	2721	144
31	AKOLA	7154	4743	2411	7305	4912	2393	-169
32	SOLAPUR	6593	3955	2638	6679	1841	4838	2114
33	BULDHANA	15352	9255	6097	15729	9130	6599	125
34	AMRAVATI	20273	11638	8635	19631	11509	8122	129
	Total	120700	82924	37776	121569	76815	44754	6493

प्रधानमंत्री आवास योजना ग्रामीण - पूर्ण घरकूले

Sr. No.	Division	Sanction	31.07.2023	01.08.2023	Daily Achivement	Remaining	Avg. Completed Per Day From 20.11.22 to Today	To be Completed in Per Day till 15.08.23
1	AMRAVATI DIV.	270205	201871	202476	605	67729	178	4838
2	AURANGABAD DIV.	235897	157584	158032	448	77865	199	5562
3	NASHIK DIV.	411776	340658	340919	261	70857	226	5061
4	KONKAN DIV.	69475	62406	62515	109	6960	52	497
5	PUNE DIV.	120038	92057	92159	102	27879	58	1991
6	NAGPUR DIV.	288551	249724	249784	60	38767	164	2769
Total		1395942	1104300	1105885	1585	290057	877	20718



प्रधानमंत्री आवास योजना ग्रामीण - पूर्ण घरकूले

Sr. No.	District	Sanction	31.07.2023	01.08.2023	Daily Achivement	Remaining	Avg. Completed Per Day From 20.11.22 to Today	To be Completed in Per Day till 15.08.23
1	YAVATMAL	64169	47266	47683	417	16486	56	1178
2	PARBHANI	18892	11870	12056	186	6836	23	488
3	NANDURBAR	118791	95253	95363	110	23428	38	1673
4	PALGHAR	35188	31199	31278	79	3910	25	279
5	JALNA	24035	15856	15925	69	8110	21	579
6	JALGAON	78480	60956	61016	60	17464	44	1247
7	WASHIM	20064	13991	14051	60	6013	24	430
8	AMRAVATI	92773	73203	73259	56	19514	46	1394
9	NASHIK	89354	78622	78677	55	10677	47	763
10	HINGOLI	18083	12591	12643	52	5440	15	389
11	BULDHANA	44706	28898	28949	51	15757	31	1126
12	LATUR	20368	13798	13847	49	6521	21	466
13	OSMANABAD	14229	8238	8277	39	5952	14	425
14	SOLAPUR	47484	34546	34584	38	12900	18	921
15	AURANGABAD	36350	26265	26301	36	10049	28	718
16	PUNE	19203	14668	14702	34	4501	8	322
17	DHULE	64664	52302	52334	32	12330	37	881
18	WARDHA	18002	15094	15116	22	2886	10	206
19	AKOLA	48493	38513	38534	21	9959	21	711
20	GADCHIROLI	31620	25934	25953	19	5667	24	405
21	THANE	9572	8334	8350	16	1222	7	87
22	BEED	34863	21973	21986	13	12877	23	920
23	KOLHAPUR	17353	14171	14184	13	3169	8	226
24	SANGLI	21410	16156	16169	13	5241	11	374
25	RAIGAD	9819	8938	8945	7	874	3	62
26	SINDHUDURG	5096	4788	4795	7	301	4	22
27	CHANDRAPUR	42475	34730	34735	5	7740	33	553
28	GONDIA	95931	90876	90881	5	5050	52	361
29	NAGPUR	36559	30877	30882	5	5677	12	406
30	AHMEDNAGAR	60487	53525	53529	4	6958	61	497
31	BHANDARA	63964	52213	52217	4	11747	32	839
32	NANDED	69077	46993	46997	4	22080	54	1577
33	SATARA	14588	12516	12520	4	2068	12	148
34	RATNAGIRI	9800	9147	9147	0	653	12	47
Total		1395942	1104300	1105885	1585	290057	877	20718

राज्यपुरस्कृत आवास योजना ग्रामीण - मंजूरी

Sr. No.	Division	Target	31.07.2023	01.08.2023	Daily Achivement	Remaining
1	NAGPUR DIV.	161806	106785	106937	152	54869
2	NASHIK DIV.	207056	116230	116375	145	90681
3	AMRAVATI DIV.	156577	102715	102778	63	53799
4	KONKAN DIV.	45015	33277	33279	2	11736
5	PUNE DIV.	79218	63777	63777	0	15441
6	AURANGABAD DIV.	267541	175887	175887	0	91654
Total		917213	598671	599033	362	318180

Sr. No.	District	Target	31.07.2023	01.08.2023	Daily Achivement	Remaining
1	NANDURBAR	51420	14402	14524	122	36896
2	CHANDRAPUR	55099	33699	33801	102	21298
3	AMRAVATI	36242	21886	21943	57	14299
4	GADCHIROLI	20609	16106	16156	50	4453
5	NASHIK	49930	23201	23224	23	26706
6	WASHIM	15828	10813	10819	6	5009
7	PALGHAR	16073	11746	11748	2	4325
8	AHMEDNAGAR	39938	34500	34500	0	5438
9	AKOLA	34781	19622	19622	0	15159
10	AURANGABAD	36954	25483	25483	0	11471
11	BEED	33057	26163	26163	0	6894
12	BHANDARA	21794	16423	16423	0	5371
13	BULDHANA	28967	20422	20422	0	8545
14	DHULE	31351	18426	18426	0	12925
15	GONDIA	18306	13864	13864	0	4442
16	HINGOLI	38798	20592	20592	0	18206
17	JALGAON	34417	25701	25701	0	8716
18	JALNA	35214	19447	19447	0	15767
19	KOLHAPUR	16545	12902	12902	0	3643
20	LATUR	35680	26708	26708	0	8972
21	NAGPUR	31291	15420	15420	0	15871
22	NANDED	34410	22339	22339	0	12071
23	OSMANABAD	25678	17232	17232	0	8446
24	PARBHANI	27750	17923	17923	0	9827
25	PUNE	17741	13139	13139	0	4602
26	RAIGAD	10569	7342	7342	0	3227
27	RATNAGIRI	7531	6690	6690	0	841
28	SANGLI	9832	8604	8604	0	1228
29	SATARA	11532	10647	10647	0	885
30	SINDHUDURG	2268	2109	2109	0	159
31	SOLAPUR	23568	18485	18485	0	5083
32	THANE	8574	5390	5390	0	3184
33	WARDHA	14707	11273	11273	0	3434
34	YAVATMAL	40759	29972	29972	0	10787
Total		917213	598671	599033	362	318180

Remaining Sanction RANK

SINDHUDURG	159
RATNAGIRI	841
SATARA	885
SANGLI	1228
THANE	3184
RAIGAD	3227
WARDHA	3434
KOLHAPUR	3643
PALGHAR	4325
GONDIA	4442
GADCHIROLI	4453
PUNE	4602
WASHIM	5009
SOLAPUR	5083
BHANDARA	5371
AHMEDNAGAR	5438
BEED	6894
OSMANABAD	8446
BULDHANA	8545
JALGAON	8716
LATUR	8972
PARBHANI	9827
YAVATMAL	10787
AURANGABAD	11471
NANDED	12071
DHULE	12925
AMRAVATI	14299
AKOLA	15159
JALNA	15767
NAGPUR	15871
HINGOLI	18206
CHANDRAPUR	21298
NASHIK	26706
NANDURBAR	36896

राज्यपुरस्कृत आवास योजना ग्रामीण - प्रलंबीत मंजूरी

Sr. No.	Division	रमाई आवास योजना	शबरी आवास योजना	आदीम आवास योजना	पारधी आवास योजना	य.च.मु.व योजना	धनगर आवास योजना	एकूण
1	KONKAN DIV.	1805	9877	26	4	22	2	11736
2	PUNE DIV.	11568	3631	4	55	20	163	15441
3	AMRAVATI DIV.	32096	21181	228	9	251	34	53799
4	NAGPUR DIV.	26044	25515	271	3	3009	27	54869
5	NASHIK DIV.	21469	69043	61	20	0	88	90681
6	AURANGABAD DIV.	60431	29795	238	26	313	851	91654
	Total	153413	159042	828	117	3615	1165	318180

Sr. No.	District	रमाई आवास योजना	शबरी आवास योजना	आदीम आवास योजना	पारधी आवास योजना	य.च.मु.व योजना	धनगर आवास योजना	एकूण
1	SINDHUDURG	128	14	16	1	0	0	159
2	RATNAGIRI	734	84	0	1	22	0	841
3	SATARA	875	10	0	0	0	0	885
4	SANGLI	1186	30	0	12	0	0	1228
5	THANE	322	2855	7	0	0	0	3184
6	RAIGAD	522	2701	0	2	0	2	3227
7	WARDHA	1066	2220	148	0	0	0	3434
8	KOLHAPUR	3445	35	0	0	0	163	3643
9	PALGHAR	99	4223	3	0	0	0	4325
10	GONDIA	2839	1588	0	0	0	15	4442
11	GADCHIROLI	1081	3346	26	0	0	0	4453
12	PUNE	1249	3315	4	14	20	0	4602
13	WASHIM	3625	1384	0	0	0	0	5009
14	SOLAPUR	4813	241	0	29	0	0	5083
15	BHANDARA	3871	1446	0	0	42	12	5371
16	AHMEDNAGAR	2665	2773	0	0	0	0	5438
17	BEED	5588	1300	0	6	0	0	6894
18	OSMANABAD	8042	265	0	0	139	0	8446
19	BULDHANA	5765	2746	0	0	0	34	8545
20	JALGAON	3579	5045	0	4	0	88	8716
21	LATUR	7202	933	0	4	0	833	8972
22	PARBHANI	6799	2864	0	0	164	0	9827
23	YAVATMAL	5767	4706	228	1	85	0	10787
24	AURANGABAD	7193	4272	0	6	0	0	11471
25	NANDED	5204	6621	238	8	0	0	12071
26	DHULE	3860	9065	0	0	0	0	12925
27	AMRAVATI	5255	8871	0	7	166	0	14299
28	AKOLA	11684	3474	0	1	0	0	15159
29	JALNA	13308	2429	0	2	10	18	15767
30	NAGPUR	10092	5775	0	0	4	0	15871
31	HINGOLI	7095	11111	0	0	0	0	18206
32	CHANDRAPUR	7095	11140	97	3	2963	0	21298
33	NASHIK	10418	16221	61	6	0	0	26706
34	NANDURBAR	947	35939	0	10	0	0	36896
	Total	153413	159042	828	117	3615	1165	318180

राज्यपुरस्कृत आवास योजना ग्रामीण - पूर्ण घरकूले

Sr. No.	Division	Sanction	31.07.2023	01.08.2023	Daily Achivement	Remaining	Avg. Completed From 20.11.22 to Today	Per Day	To be Completed in Per Day till 15.08.23
1	AURANGABAD DIV.	175887	113486	113733	247	62154	93		4440
2	AMRAVATI DIV.	102778	71291	71438	147	31340	60		2239
3	NASHIK DIV.	116375	92300	92356	56	24019	56		1716
4	KONKAN DIV.	33279	25732	25763	31	7516	17		537
5	PUNE DIV.	63777	53486	53515	29	10262	21		733
6	NAGPUR DIV.	106937	74061	74088	27	32849	45		2346
	Total	599033	430356	430893	537	168140	293		12010

Sr. No.	District	Sanction	17-12-1944	17-12-1944	Daily Achivement	Remaining	Avg. Completed From 20.11.22 to Today	Per Day	To be Completed in Per Day till 15.08.23
1	YAVATMAL	29972	19678	19784	106	10188	16		728
2	PARBHANI	17923	14039	14112	73	3811	6		272
3	JALNA	19447	12490	12549	59	6898	21		493
4	BEED	26163	15802	15846	44	10317	14		737
5	HINGOLI	20592	10646	10687	41	9905	9		708
6	NANDURBAR	14524	10978	10999	21	3525	6		252
7	PALGHAR	11748	8226	8245	19	3503	7		250
8	DHULE	18426	13609	13624	15	4802	8		343
9	AKOLA	19622	13403	13416	13	6206	10		443
10	AMRAVATI	21943	15357	15369	12	6574	11		470
11	GADCHIROLI	16156	11723	11734	11	4422	10		316
12	LATUR	26708	19993	20004	11	6704	15		479
13	PUNE	13139	10341	10352	11	2787	5		199
14	SOLAPUR	18485	15299	15310	11	3175	6		227
15	JALGAON	25701	18478	18487	9	7214	11		515
16	OSMANABAD	17232	11119	11128	9	6104	8		436
17	AURANGABAD	25483	16499	16507	8	8976	12		641
18	BULDHANA	20422	14813	14821	8	5601	15		400
19	WASHIM	10819	8040	8048	8	2771	8		198
20	AHMEDNAGAR	34500	29905	29911	6	4589	21		328
21	CHANDRAPUR	33801	19872	19878	6	13923	13		995
22	RAIGAD	7342	5117	5123	6	2219	4		159
23	NASHIK	23224	19330	19335	5	3889	10		278
24	WARDHA	11273	9448	9453	5	1820	7		130
25	GONDIA	13864	10866	10870	4	2994	9		214
26	SANGLI	8604	7145	7149	4	1455	3		104
27	KOLHAPUR	12902	10934	10937	3	1965	3		140
28	RATNAGIRI	6690	6246	6249	3	441	3		32
29	THANE	5390	4126	4129	3	1261	3		90
30	NANDED	22339	12898	12900	2	9439	9		674
31	NAGPUR	15420	9493	9494	1	5926	4		423
32	BHANDARA	16423	12659	12659	0	3764	3		269
33	SATARA	10647	9767	9767	0	880	4		63
34	SINDHUDURG	2109	2017	2017	0	92	1		7
	Total	599033	430356	430893	537	168140	293		12010

राज्य योजना अपूर्ण घरकुले

Sr. No.	Division	रमाई आवास योजना	शबरी आवास योजना	आदीम आवास योजना	पारधी आवास योजना	य.च.मु.व योजना	धनगर आवास योजना	एकूण
1	KONKAN DIV.	1076	5822	600	0	8	10	7516
2	PUNE DIV.	8753	978	56	58	55	362	10262
3	NASHIK DIV.	12327	11416	25	127	20	104	24019
4	AMRAVATI DIV.	17917	9912	2247	213	996	55	31340
5	NAGPUR DIV.	10993	17938	657	22	3229	10	32849
6	AURANGABAD DIV.	54785	6880	48	64	290	87	62154
	Total	105851	52946	3633	484	4598	628	168140

Sr. No.	District	रमाई आवास योजना	शबरी आवास योजना	आदीम आवास योजना	पारधी आवास योजना	य.च.मु.व योजना	धनगर आवास योजना	Completion%
1	SINDHUDURG	91	1	0	0	0	0	95.6%
2	RATNAGIRI	408	21	4	0	8	0	93.4%
3	SATARA	814	32	0	0	34	0	91.7%
4	AHMEDNAGAR	2659	1894	0	16	20	0	86.7%
5	KOLHAPUR	1571	12	0	0	20	362	84.8%
6	WARDHA	1032	665	122	1	0	0	83.9%
7	NASHIK	2668	1166	25	30	0	0	83.3%
8	SANGLI	1444	7	0	4	0	0	83.1%
9	SOLAPUR	3083	83	0	8	1	0	82.8%
10	PUNE	1841	844	56	46	0	0	78.8%
11	PARBHANI	3356	369	0	0	86	0	78.7%
12	GONDIA	1477	1517	0	0	0	0	78.4%
13	BHANDARA	1608	1342	0	0	804	10	77.1%
14	THANE	262	742	257	0	0	0	76.6%
15	NANDURBAR	1029	2496	0	0	0	0	75.7%
16	LATUR	6563	141	0	0	0	0	74.9%
17	WASHIM	1915	851	0	2	0	3	74.4%
18	DHULE	2468	2320	0	14	0	0	73.9%
19	GADCHIROLI	1409	2722	291	0	0	0	72.6%
20	BULDHANA	5043	489	0	17	0	52	72.6%
21	JALGAON	3503	3540	0	67	0	104	71.9%
22	PALGHAR	66	3295	142	0	0	0	70.2%
23	AMRAVATI	3647	2742	0	29	156	0	70.0%
24	RAIGAD	249	1763	197	0	0	10	69.8%
25	AKOLA	4864	1307	0	35	0	0	68.4%
26	YAVATMAL	2448	4523	2247	130	840	0	66.0%
27	AURANGABAD	7593	1376	0	7	0	0	64.8%
28	OSMANABAD	5823	84	0	41	156	0	64.6%
29	JALNA	6674	81	0	8	48	87	64.5%
30	NAGPUR	894	5017	0	6	9	0	61.6%
31	BEED	9815	494	0	8	0	0	60.6%
32	CHANDRAPUR	4573	6675	244	15	2416	0	58.8%
33	NANDED	8941	450	48	0	0	0	57.7%
34	HINGOLI	6020	3885	0	0	0	0	51.9%
	Total	105851	52946	3633	484	4598	628	71.9%

प्रधानमंत्री आवास योजना ग्रामीण - हप्ते वितरण

Sr. No.	Division	1st Installment (Daily Achivement)	1st Installment Remaining	2nd Installment (Daily Achivement)	2nd Installment Remaining	3rd Installment (Daily Achivement)	3rd Installment Remaining
1	NASHIK DIV.	0	6470	0	34472	0	19994
2	AMRAVATI DIV.	0	23064	0	26099	0	13431
3	AURANGABAD DIV.	0	14665	0	44661	0	23015
4	NAGPUR DIV.	0	5600	0	17559	0	9054
5	KONKAN DIV.	0	155	0	2758	0	2099
6	PUNE DIV.	0	5438	0	14415	0	6016
	Total	0	55392	0	139964	0	73609

PMAY-G 1st Ins Pending

SINDHUDURG	0
RAIGAD	10
THANE	35
RATNAGIRI	40
PALGHAR	70
GADCHIROLI	223
KOLHAPUR	240
SATARA	252
SANGLI	255
DHULE	277
NASHIK	512
PARBHANI	603
PUNE	724
WARDHA	774
NANDURBAR	864
GONDIA	891
CHANDRAPUR	1020
NAGPUR	1247
BHANDARA	1445
JALNA	1655
BEED	1758
HINGOLI	1775
LATUR	1963
NANDED	2223
JALGAON	2234
WASHIM	2258
AURANGABAD	2279
YAVATMAL	2306
OSMANABAD	2409
AHMEDNAGAR	2583
AKOLA	3105
SOLAPUR	3967
BULDHANA	7397
AMRAVATI	7998

PMAY-G 2nd Ins Pending

SINDHUDURG	158
RATNAGIRI	296
RAIGAD	450
THANE	454
SATARA	757
WARDHA	1155
PALGHAR	1400
GADCHIROLI	2118
OSMANABAD	2150
PUNE	2211
KOLHAPUR	2212
WASHIM	2675
HINGOLI	2684
NAGPUR	2739
GONDIA	3176
AHMEDNAGAR	3276
SANGLI	3297
LATUR	3327
JALNA	3447
CHANDRAPUR	3634
AKOLA	4208
PARBHANI	4529
BHANDARA	4737
BULDHANA	4748
AURANGABAD	4755
NASHIK	5217
SOLAPUR	5938
DHULE	6225
YAVATMAL	6905
BEED	7539
AMRAVATI	7563
NANDURBAR	7866
JALGAON	11888
NANDED	16230

PMAY-G 3rd Ins Pending

SINDHUDURG	120
RATNAGIRI	262
THANE	317
RAIGAD	343
SATARA	626
WARDHA	656
KOLHAPUR	825
PUNE	937
PALGHAR	1057
NAGPUR	1124
SANGLI	1317
HINGOLI	1374
BHANDARA	1642
LATUR	1659
CHANDRAPUR	1782
GADCHIROLI	1789
WASHIM	1811
AKOLA	1927
GONDIA	2061
AHMEDNAGAR	2223
AURANGABAD	2229
SOLAPUR	2311
PARBHANI	2526
OSMANABAD	2725
AMRAVATI	2767
JALNA	2789
BULDHANA	2911
NASHIK	3113
DHULE	3458
JALGAON	3736
BEED	3765
YAVATMAL	4015
NANDED	5948
NANDURBAR	7464

प्रधानमंत्री आवास योजना ग्रामीण - हप्ते वितरण

Sr. No.	District	1st Installment (Daily Achivement)	1st Installment Remaining	2nd Installment (Daily Achivement)	2nd Installment Remaining	3rd Installment (Daily Achivement)	3rd Installment Remaining
1	AKOLA	0	3105	0	4208	0	1927
2	AMRAVATI	0	7998	0	7563	0	2767
3	AURANGABAD	0	2279	0	4755	0	2229
4	BEED	0	1758	0	7539	0	3765
5	BHANDARA	0	1445	0	4737	0	1642
6	BULDHANA	0	7397	0	4748	0	2911
7	CHANDRAPUR	0	1020	0	3634	0	1782
8	DHULE	0	277	0	6225	0	3458
9	GADCHIROLI	0	223	0	2118	0	1789
10	GONDIA	0	891	0	3176	0	2061
11	HINGOLI	0	1775	0	2684	0	1374
12	JALGAON	0	2234	0	11888	0	3736
13	JALNA	0	1655	0	3447	0	2789
14	KOLHAPUR	0	240	0	2212	0	825
15	LATUR	0	1963	0	3327	0	1659
16	NAGPUR	0	1247	0	2739	0	1124
17	NANDED	0	2223	0	16230	0	5948
18	NANDURBAR	0	864	0	7866	0	7464
19	NASHIK	0	512	0	5217	0	3113
20	OSMANABAD	0	2409	0	2150	0	2725
21	PALGHAR	0	70	0	1400	0	1057
22	PARBHANI	0	603	0	4529	0	2526
23	RAIGAD	0	10	0	450	0	343
24	RATNAGIRI	0	40	0	296	0	262
25	SANGLI	0	255	0	3297	0	1317
26	SATARA	0	252	0	757	0	626
27	SINDHUDURG	0	0	0	158	0	120
28	SOLAPUR	0	3967	0	5938	0	2311
29	THANE	0	35	0	454	0	317
30	WARDHA	0	774	0	1155	0	656
31	WASHIM	0	2258	0	2675	0	1811
32	YAVATMAL	0	2306	0	6905	0	4015
33	PUNE	-1	724	0	2211	0	937
34	AHMEDNAGAR	-15	2583	0	3276	0	2223
	Total	0	55392	0	139964	0	73609

राज्यपुरस्कृत आवास योजना ग्रामीण - हप्ते वितरण

Sr. No.	Division	1st Installment (Daily Achivement)	1st Installment Remaining	2nd Installment (Daily Achivement)	2nd Installment Remaining	3rd Installment (Daily Achivement)	3rd Installment Remaining
1	AURANGABAD DIV.	101	13493	149	29388	153	13658
2	NASHIK DIV.	132	4055	72	9567	50	5398
3	NAGPUR DIV.	116	8960	44	14725	50	4281
4	AMRAVATI DIV.	91	7145	30	12478	39	5336
5	KONKAN DIV.	71	993	19	3037	15	1315
6	PUNE DIV.	1	2063	9	4081	13	1910
Total		512	36709	323	73276	320	31898

State Schemes 1st Ins Pending

SINDHUDURG	16
RATNAGIRI	42
SATARA	94
SANGLI	166
DHULE	189
PALGHAR	209
WARDHA	226
RAIGAD	270
WASHIM	422
NASHIK	453
THANE	456
NANDURBAR	457
BULDHANA	524
PUNE	590
KOLHAPUR	601
SOLAPUR	612
PARBHANI	633
GONDIA	647
JALNA	908
GADCHIROLI	970
BHANDARA	1035
AKOLA	1051
LATUR	1076
AHMEDNAGAR	1182
OSMANABAD	1276
BEED	1485
JALGAON	1774
AURANGABAD	2152
AMRAVATI	2410
CHANDRAPUR	2618
YAVATMAL	2738
NANDED	2893
HINGOLI	3070
NAGPUR	3464

State Schemes 2nd Ins Pending

SINDHUDURG	45
RATNAGIRI	117
THANE	266
SATARA	282
SANGLI	690
NANDURBAR	746
PUNE	831
WARDHA	882
KOLHAPUR	909
RAIGAD	1007
BHANDARA	1259
GADCHIROLI	1356
GONDIA	1360
SOLAPUR	1369
NASHIK	1398
WASHIM	1446
PALGHAR	1602
NAGPUR	1709
BULDHANA	1784
DHULE	1978
AHMEDNAGAR	2084
AMRAVATI	2106
PARBHANI	2216
JALNA	2562
LATUR	3017
AKOLA	3019
JALGAON	3361
OSMANABAD	3408
AURANGABAD	3757
YAVATMAL	4123
BEED	4507
HINGOLI	4934
NANDED	4987
CHANDRAPUR	8159

State Schemes 3rd Ins Pending

SINDHUDURG	24
RATNAGIRI	94
THANE	162
SATARA	208
KOLHAPUR	278
WARDHA	309
SANGLI	316
NAGPUR	354
BHANDARA	363
RAIGAD	445
PUNE	497
GONDIA	551
PALGHAR	590
SOLAPUR	611
WASHIM	714
AMRAVATI	830
NASHIK	831
NANDURBAR	861
AKOLA	1018
GADCHIROLI	1031
PARBHANI	1032
BULDHANA	1112
AHMEDNAGAR	1184
JALGAON	1244
DHULE	1278
OSMANABAD	1288
HINGOLI	1449
NANDED	1650
YAVATMAL	1662
AURANGABAD	1667
CHANDRAPUR	1673
LATUR	1696
JALNA	1931
BEED	2945

राज्यपुरस्कृत आवास योजना ग्रामीण -हप्ते वितरण

Sr. No.	District	1st Installment (Daily Achievement)	1st Installment Remaining	2nd Installment (Daily Achievement)	2nd Installment Remaining	3rd Installment (Daily Achievement)	3rd Installment Remaining
1	JALGAON	117	1774	54	3361	1	1244
2	BEED	26	1485	48	4507	54	2945
3	CHANDRAPUR	48	2618	29	8159	29	1673
4	YAVATMAL	68	2738	11	4123	13	1662
5	RAIGAD	68	270	8	1007	3	445
6	AURANGABAD	41	2152	14	3757	16	1667
7	NAGPUR	38	3464	10	1709	6	354
8	AMRAVATI	17	2410	13	2106	21	830
9	JALNA	0	908	14	2562	27	1931
10	NANDED	11	2893	14	4987	13	1650
11	HINGOLI	4	3070	16	4934	16	1449
12	DHULE	1	189	9	1978	23	1278
13	LATUR	12	1076	13	3017	7	1696
14	OSMANABAD	7	1276	15	3408	10	1288
15	GONDIA	14	647	5	1360	11	551
16	AHMEDNAGAR	1	1182	6	2084	22	1184
17	PARBHANI	0	633	15	2216	10	1032
18	PALGHAR	3	209	10	1602	7	590
19	NASHIK	13	453	2	1398	4	831
20	SOLAPUR	0	612	7	1369	8	611
21	BHANDARA	14	1035	0	1259	0	363
22	BULDHANA	5	524	2	1784	4	1112
23	THANE	0	456	1	266	5	162
24	KOLHAPUR	1	601	0	909	3	278
25	WARDHA	0	226	0	882	4	309
26	AKOLA	0	1051	3	3019	0	1018
27	PUNE	0	590	2	831	1	497
28	WASHIM	1	422	1	1446	1	714
29	GADCHIROLI	2	970	0	1356	0	1031
30	NANDURBAR	0	457	1	746	0	861
31	SATARA	0	94	0	282	1	208
32	RATNAGIRI	0	42	0	117	0	94
33	SANGLI	0	166	0	690	0	316
34	SINDHUDURG	0	16	0	45	0	24
	Total	512	36709	323	73276	320	31898

प्रधानमंत्री आवास योजना ग्रामीण - Delayed Houses

■ पहिला हप्ता मिळाल्यानंतर १२ महिने उलटूनही अपूर्ण घरकुले
 ■ पहिला हप्ता मिळाल्यानंतर १८ महिने उलटूनही अपूर्ण घरकुले
 ■ पहिला हप्ता मिळाल्यानंतर १० दिवसानंतरही दुसरा हप्ता न मिळालेले घरकुले
 ■ दुसरा हप्ता मिळाल्यानंतर १० दिवसानंतरही तिसरा हप्ता न मिळालेले घरकुले
 ■ तिसरा हप्ता मिळाल्यानंतर १० दिवसानंतरही अपूर्ण घरांची संख्या

जिल्हा	पहिला हप्ता मिळाल्यानंतर १२ महिने उलटूनही अपूर्ण घरकुले	पहिला हप्ता मिळाल्यानंतर १८ महिने उलटूनही अपूर्ण घरकुले	पहिला हप्ता मिळाल्यानंतर १० दिवसानंतरही दुसरा हप्ता न मिळालेले घरकुले	दुसरा हप्ता मिळाल्यानंतर १० दिवसानंतरही तिसरा हप्ता न मिळालेले घरकुले	तिसरा हप्ता मिळाल्यानंतर १० दिवसानंतरही अपूर्ण घरांची संख्या
AHMEDNAGAR	2686	1557	3142	1803	33
AKOLA	4123	3170	3668	1018	581
AMRAVATI	7424	4985	6838	1618	1020
AURANGABAD	3590	2119	4487	1331	598
BEED	4844	1792	6425	2250	587
BHANDARA	8158	4628	4130	997	2779
BULDHANA	3727	1909	4184	1404	778
CHANDRAPUR	3663	1817	3090	947	632
DHULE	8946	3935	5831	2652	1897
GADCHIROLI	4239	2233	2015	1339	1175
GONDIA	1860	1514	2898	1370	171
HINGOLI	1945	642	2488	849	159
JALGAON	9791	6333	10836	2569	606
JALNA	2680	1031	3196	1761	466
KOLHAPUR	2044	655	1966	566	138
LATUR	1311	653	3184	866	81
NAGPUR	3230	2189	2499	868	621
NANDED	11986	8353	15498	3360	389
NANDURBAR	15426	9862	7604	5581	5783
NASHIK	7550	3376	4861	2405	1598
OSMANABAD	1977	564	1569	2520	14
PALGHAR	1741	568	1300	744	1039
PARBHANI	1257	669	4193	1332	125
PUNE	2634	1644	1930	702	597
RAIGAD	709	331	433	280	164
RATNAGIRI	348	29	267	196	120
SANGLI	3300	2116	3056	860	291
SATARA	747	279	671	420	238
SINHDURG	156	57	146	108	34
SOLAPUR	5578	4322	5247	1522	688
THANE	748	172	444	234	269
WARDHA	1210	687	961	508	226
WASHIM	1469	768	2280	1143	51
YAVATMAL	7711	3992	6470	2430	1901